

PRINTABLE MEASURING TAPE



Important for printing, make sure that:


- Either "Fit to page" or "Shrink oversized pages to paper size" is NOT CHECKED in the print dialog box.
- "None" is selected in the list next to "Page Scaling".

See the instructions below:




PRINT

Print these pages, and cut as shown.
Simple.



FOLD


Fold where shown.



STAPLE

To build the perfect measuring tape, staple the folds. Or you can use glue or adhesive tape.





0 1 2 3 4 5 6 7 8 9 10 11 12 13 14 15 16 17 18 19 20 21

22 23 24 25 26 27 28 29 30 31 32 33 34 35 36 37 38 39 40 41 42

43 44 45 46 47 48 49 50 51 52 53 54 55 56 57 58 59 60 61 62 63

64 65 66 67 68 69 70 71 72 73 74 75 76 77 78 79 80 81 82 83 84

85 86 87 88 89 90 91 92 93 94 95 96 97 98 99 100 101 102 103 104 105

106 107 108 109 110 111 112 113 114 115 116 117 118 119 120 121 122 123 124 125 126

127 128 129 130 131 132 133 134 135 136 137 138 139 140 141 142 143 144 145 146 147

148 149 150 151 152 153 154 155 156 157 158 159 160 161 162 163 164 165 166 167

168 169 170 171 172 173 174 175 176 177 178 179 180 181 182 183 184 185 186 187 188

CUT BY
BLACK LINE

FOLD
HERE

FOLD
HERE

FOLD
HERE

FOLD
HERE

FOLD
HERE

FOLD
HERE

FOLD
HERE

FOLD
HERE

